



PRIYA INTERNATIONAL LIMITED

Regd. office: 4th Floor, Kimatrai Building, 77-79, Maharshi Karve Marg,

Marine Lines ( East ), Mumbai-400 002. Tel.: 022-4220 3100, Fax.: 022-4220 3197

CIN : L99999MH1983PLC086840 www.priyagroup.com , E-mail : priyaapj@priyagroup.com



FINANCIAL RESULTS FOR THE QUARTER AND YEAR ENDED 31ST MARCH 2018

Sr No	Particulars	(Rs.in lakhs except EPS)				
		Quarter Ended			Year Ended	
		(Audited) 31-03-2018	(Unaudited) 31-12-2017	(Audited) 31-03-2017	(Audited) 31-03-2018	(Audited) 31-03-2017
1	<b>Income</b>					
	(a) Revenue from Operations	266.89	287.74	223.74	1,091.96	942.54
	(b) Other Income	13.91	13.39	13.62	57.10	41.04
	<b>Total Income from operations</b>	<b>280.80</b>	<b>301.13</b>	<b>237.36</b>	<b>1,149.06</b>	<b>983.58</b>
2	<b>Expenses:</b>					
	(a) Cost of Materials consumed	-	-	-	-	-
	(b) Purchase of Stock-in-trade	103.93	159.12	137.61	505.29	590.29
	(c) Changes in Inventory of Stock-in-trade	42.18	1.03	(8.63)	108.82	12.04
	(d) Employee Benefits Expenses	52.61	45.64	51.53	191.77	187.43
	(e) Finance Costs	0.18	0.19	0.11	0.77	0.73
	(f) Depreciation and Amortisation expense	2.15	2.30	1.60	8.59	6.47
	(g) Other expenses	56.54	52.78	39.58	204.53	165.67
	<b>Total Expenses</b>	<b>257.59</b>	<b>261.06</b>	<b>221.80</b>	<b>1,019.77</b>	<b>962.63</b>
3	<b>Profit / (Loss) from ordinary activities before Exceptional items (1-2)</b>	<b>23.21</b>	<b>40.07</b>	<b>15.56</b>	<b>129.29</b>	<b>20.95</b>
4	Exceptional Items	-	-	-	-	-
5	<b>Profit / (Loss) before tax (3 +/- 4)</b>	<b>23.21</b>	<b>40.07</b>	<b>15.56</b>	<b>129.29</b>	<b>20.95</b>
6	<b>Tax Expense</b>					
	- Current tax	4.25	15.01	8.20	33.58	12.45
	- Deferred tax	(3.22)	(6.59)	7.42	(11.70)	3.98
	<b>Total Tax Expenses</b>	<b>1.03</b>	<b>8.42</b>	<b>15.62</b>	<b>21.88</b>	<b>16.43</b>
7	<b>Profit / (Loss) for the period (5 +/- 6)</b>	<b>22.18</b>	<b>31.65</b>	<b>(0.06)</b>	<b>107.41</b>	<b>4.52</b>
8	<b>Other Comprehensive Income, net of income tax</b>					
	A. (i) Items that will be reclassified to Profit or Loss	-	-	-	-	-
	(ii) Income tax relating to items that will be reclassified to profit or loss	-	-	-	-	-
	B. (i) Items that will not be reclassified to Profit or Loss	(29.02)	39.89	24.64	(6.27)	91.63
	(ii) Income tax relating to items that will not be reclassified to profit or loss	3.02	(10.27)	0.79	(2.84)	(13.30)
	<b>Total Other Comprehensive Income, net of income tax</b>	<b>(26.00)</b>	<b>29.62</b>	<b>25.43</b>	<b>(9.11)</b>	<b>78.33</b>
9	<b>Total Comprehensive Income for the period (8 +/- 7)</b>	<b>(3.82)</b>	<b>61.27</b>	<b>25.37</b>	<b>98.30</b>	<b>82.85</b>
10	<b>Paid-up equity share capital ( face value of Rs 10/- per share)</b>	<b>99.60</b>	<b>99.60</b>	<b>99.60</b>	<b>99.60</b>	<b>99.60</b>
11	<b>Earning per share (EPS) (of Rs 10/- each ) (not annualised)</b>					
	Basic/ Diluted EPS	2.23	3.18	(0.01)	10.78	0.45

SEGMENT WISE REVENUE, RESULTS AND CAPITAL EMPLOYED



FINANCIAL RESULTS FOR THE QUARTER AND YEAR ENDED 31ST MARCH 2018

Sr. No.	Particulars	Quarter Ended			Year Ended	
		(Audited)	(Unaudited)	(Audited)	(Audited)	(Audited)
		31-03-2018	31-12-2017	31-03-2017	31-03-2018	31-03-2017
1	<b>Segment Revenue (Revenue from Operations )</b>					
	(a) Indenting commission	86.62	64.79	54.64	309.94	180.81
	(b) Chemical	180.27	222.95	169.10	782.02	761.73
	<b>Net sales/Income from Operations</b>	<b>266.89</b>	<b>287.74</b>	<b>223.74</b>	<b>1,091.96</b>	<b>942.54</b>
2	<b>Segment Profit Before Tax &amp; Finance Cost</b>					
	(a) Indenting commission	45.44	27.57	23.80	165.49	78.44
	(b) Chemical	29.27	48.71	29.45	131.10	123.88
	<b>Total</b>	<b>74.71</b>	<b>76.28</b>	<b>53.25</b>	<b>296.59</b>	<b>202.32</b>
	Less : Finance Cost	0.18	0.19	0.11	0.77	0.73
	Less: Other Unallocable Expenditure net of Un-allocable Income	51.32	36.02	37.58	166.53	180.64
	<b>Total Profit (+)/Loss (-) before Tax</b>	<b>23.21</b>	<b>40.07</b>	<b>15.56</b>	<b>129.29</b>	<b>20.95</b>



3	<b>Capital Employed</b>					
	(a) Indenting commission					
	Segment Assets	152.73	134.86	91.38	152.73	91.38
	Segment Liabilities	122.37	122.69	137.15	122.37	137.15
	<b>Net Capital Employed (a)</b>	<b>30.36</b>	<b>12.17</b>	<b>(45.77)</b>	<b>30.36</b>	<b>(45.77)</b>
	(b) Chemical					
	Segment Assets	312.20	361.22	358.47	312.20	358.47
	Segment Liabilities	185.23	151.86	51.94	185.23	51.94
	<b>Net Capital Employed (b)</b>	<b>126.97</b>	<b>209.36</b>	<b>306.53</b>	<b>126.97</b>	<b>306.53</b>
	(c) Unallocated					
	Segment Assets	897.96	828.19	713.42	897.96	713.42
	Segment Liabilities	98.18	125.85	103.38	98.18	103.38
	<b>Net Capital Employed (c)</b>	<b>799.78</b>	<b>702.34</b>	<b>610.04</b>	<b>799.78</b>	<b>610.04</b>
	<b>Total Capital Employed (a+b+c)</b>	<b>957.11</b>	<b>923.87</b>	<b>870.80</b>	<b>957.11</b>	<b>870.80</b>

STATEMENT OF ASSETS AND LIABILITIES		(Rs.in lakhs)	
		As At	As At
		31-03-2018	31-03-2017
<b>I</b>	<b>ASSETS</b>		
<b>1</b>	<b>Non - current assets</b>		
	(a) Property, plant and equipment	22.01	16.05
	(b) Financial assets		
	(i) Investments	172.53	188.94
	(ii) Loans	580.00	400.00
	(iii) Other financial assets	73.07	73.34
	(c) Deferred tax assets	60.42	51.56
	(d) Other tax assets	4.96	4.96
	(e) Other non - current assets	-	0.54
	<b>Total Non - Current Assets</b>	<b>912.99</b>	<b>735.39</b>
<b>2</b>	<b>Current assets</b>		
	(a) Inventories	176.17	246.83
	(b) Financial assets		
	(i) Trade receivables	203.46	114.36
	(ii) Cash and cash equivalents	22.72	23.49
	(iii) Bank balances other than (ii) above	1.51	1.61
	(iv) Other financial assets	41.52	30.80
	(c) Other current assets	4.53	10.80
	<b>Total Current Assets</b>	<b>449.91</b>	<b>427.89</b>
	<b>TOTAL ASSETS</b>	<b>1,362.90</b>	<b>1,163.28</b>
<b>II</b>	<b>EQUITY AND LIABILITIES</b>		
	<b>EQUITY</b>		
	(a) Equity share capital	99.60	99.60
	(b) Other equity	857.51	771.20
	<b>Total Equity</b>	<b>957.11</b>	<b>870.80</b>
	<b>LIABILITIES</b>		
<b>1</b>	<b>Non - current liabilities</b>		
	(a) Financial liabilities		
	(i) Borrowings	3.93	-
	(b) Provisions	85.95	98.99
	<b>Total Non - Current Liabilities</b>	<b>89.88</b>	<b>98.99</b>
<b>2</b>	<b>Current liabilities</b>		
	(a) Financial liabilities		
	(i) Trade payables	176.50	82.45
	(ii) Other financial liabilities	5.14	4.92
	(b) Other current liabilities	15.08	20.80
	(c) Provisions	107.96	80.59
	(d) Current tax liabilities (Net)	11.23	4.73
	<b>Total Current Liabilities</b>	<b>315.91</b>	<b>193.49</b>
	<b>TOTAL EQUITY AND LIABILITIES</b>	<b>1,362.90</b>	<b>1,163.28</b>



- Notes:**
- 1) Form 1st April, 2016 the Company adopted Indian Accounting Standards ('Ind AS') notified by the Ministry of Corporate Affairs and accordingly results (including comparatives for all periods presented) have been prepared in accordance with the Ind AS effective on the date of adoption of the results by the Board.
  - 2) The above unaudited financial results were reviewed by the Audit Committee and approved by the Board of Directors at their meeting held on 28th May, 2018.
  - 3) Segment Revenue, Result and Capital Employed figures include the respective amounts identifiable to each of the segments. Other allocable expenditure mainly includes expenses incurred on common services.
  - 4) Corresponding figures of the previous quarter/year have been regrouped, recasted and reclassified to make them comparable wherever necessary.
  - 5) The figure of current quarter and quarter ended 31st March, 2017 are the balancing figures between audited figures of the full financial year ended 31st March, 2018 and 31st March, 2017 (Ind AS) respectively and the published year to date Ind AS figures upto third quarter 31st December, 2017 and 31st December, 2016 respectively.
  - 6) The reconciliation of 'Net Profit after tax' and 'Equity' between financial results as per Ind AS and as previously reported under "Previous GAAP" for the quarter and year ended 31st March, 2017 are as under:

**A. Reconciliation of Net Profit After Tax:**

Description	Quarter ended Mar 31, 2017 (Audited)	Year ended Mar 31, 2017 (Audited)
Net Profit as per previous GAAP (Indian GAAP)	6.13	55.78
Add/Less: Increase/(Decrease) in Net Profit as reported under Indian GAAP		
- Reclassification of remeasurement of employee benefits	(9.05)	(5.61)
- Fair Value of Equity Investments through OCI	-	(59.00)
- Impact of Expected Credit Loss	0.18	0.07
- Taxes on account of above items	2.68	13.28
<b>Net Profit as per IND AS</b>	<b>(0.06)</b>	<b>4.52</b>
Other Comprehensive Income, net of income tax	25.43	78.33
<b>Total Comprehensive Income for the period</b>	<b>25.37</b>	<b>82.85</b>


**B. Equity:**

Description	Year ended Mar 31, 2017 (Audited)
Total Equity (Shareholders' Fund) as per IGAAP	726.87
Adjustments on transition to Ind AS:	
- Fair valuation of investments	143.93
<b>Total adjustments</b>	<b>143.93</b>
<b>Total Equity (Shareholders' Fund) as per IND AS</b>	<b>870.80</b>

On behalf of the Board of Directors

*Aditya Bhuwania*  
 Aditya Bhuwania  
 Director  
 DIN No. 00018911

Place: Mumbai  
 Date: 28th May, 2018



**Independent Auditor's Report on Financial Results of Priya International Limited Pursuant to the Regulation 33 of the SEBI (Listing Obligations and Disclosure Requirements) Regulations, 2015**

To,

**The Board of Directors of Priya International Limited**

1. We have audited the accompanying Statement of financial results of **Priya International Limited** ('the Company') for the year ended 31<sup>st</sup> March, 2018 ('financial results'), attached herewith, being submitted by the Company pursuant to the requirement of Regulation 33 of the SEBI (Listing Obligations and Disclosure Requirements) Regulations, 2015, as modified.

The figures for the quarter ended 31<sup>st</sup> March, 2018 and the corresponding quarter ended in the previous year as reported in these financial results are the balancing figures between audited figures in respect of full financial year and the audited year to date figures up to the end of the third quarter of the relevant financial year. Our responsibility is to express an opinion on these financial results based on our Audit of such Annual Ind AS Financial statements, which have been prepared in accordance with the recognition and measurement principles laid down in Indian Accounting Standard (IND AS) prescribed under section 133 of the Companies Act, 2013 read with relevant rules issued there under; and other accounting principles generally accepted in India.

2. We conducted our audit in accordance with the auditing standards generally accepted in India. Those standards require that we comply with ethical requirements and plan and perform the audit to obtain reasonable assurance about whether the financial results are free of material misstatement(s). An audit includes examining, on a test basis, evidence supporting the amounts disclosed as financial results. An audit also includes assessing the accounting principles used and significant estimates made by management. We believe that our audit provides a reasonable basis for our opinion.
3. Corresponding figures for the period/year ended 31<sup>st</sup> March, 2017 included in the financial results were audited by another auditor who expressed an unmodified opinion dated 24<sup>th</sup> May, 2017 as adjusted for the differences in the accounting principles adopted by the Company on transition to the Ind AS, which have been audited by us.
4. In our opinion and to the best of our information and according to the explanations given to us, these quarterly financial results as well as the year to date results:




- (i) are presented in accordance with the requirements of Regulation 33 of the SEBI (Listing Obligations and Disclosure Requirements) Regulations, 2015, and SEBI circular No. CIR/CFD/FAC/62/2016 dated 5 July 2016 in this regard; and
- (ii) read with notes thereon, give a true and fair view of the net profit (financial performance including other comprehensive income) and other financial information for the quarter and year ended 31<sup>st</sup> March, 2018.

For Kanu Doshi Associates LLP

Chartered Accountants

Firm Registration No: 104746WW100096



Jayesh Parmar

Partner

Membership No: 045375

Place: Mumbai

Date: May 28, 2018

