



PRIYA INTERNATIONAL LIMITED

Regd. office: 4th Floor, Kimatrai Building, 77-79, Maharshi Karve Marg,


Marine Lines (East), Mumbai-400 002. Tel.: 022-4220 3100, Fax.: 022-4220 3197

CIN : L99999MH1983PLC086840 www.priyagroup.com , E-mail : priyaapj@priyagroup.com

UNAUDITED FINANCIAL RESULTS FOR THE QUARTER ENDED 30TH JUNE 2018

(Rs. in Lakhs except EPS)

Sr No	Particulars	Quarter Ended			Year Ended
		(Unaudited)	(audited)(refer note no. 3)	(Unaudited)	(Audited)
		30 June 2018	31 March 2018	30 June 2017	31 March 2018
1	Income				
	(a) Revenue from Operations	275.45	266.89	300.77	1,091.96
	(b) Other Income	14.31	13.91	10.56	57.10
	Total Income from operations	289.76	280.80	311.33	1,149.06
2	Expenses:				
	(a) Cost of Materials consumed	-	-	-	-
	(b) Purchase of Stock-in-trade	163.41	103.93	183.49	505.29
	(c) Changes in Inventory of Stock-in-trade	(20.95)	42.18	17.12	108.82
	(d) Employee Benefits Expenses	49.33	52.61	45.68	191.77
	(e) Finance Costs	2.96	0.18	0.18	0.77
	(f) Depreciation and Amortisation expense	1.47	2.15	1.96	8.59
	(g) Other expenses	64.31	56.54	39.14	204.53
	Total Expenses	260.53	257.59	287.57	1,019.77
3	Profit / (Loss) from ordinary activities before Exceptional items (1-2)	29.23	23.21	23.76	129.29
4	Exceptional Items	-	-	-	-
5	Profit / (Loss) before tax (3 +/- 4)	29.23	23.21	23.76	129.29
6	Tax Expense				
	- Current tax	9.39	4.25	9.36	33.58
	- Deferred tax	(3.33)	(3.22)	(1.39)	(11.70)
	Total Tax Expenses	6.06	1.03	7.97	21.88
7	Profit / (Loss) for the period (5 +/-6)	23.17	22.18	15.79	107.41
8	Other Comprehensive Income, net of income tax				
	A. (i) Items that will be reclassified to Profit or Loss	-	-	-	-
	(ii) Income tax relating to items that will be reclassified to profit or loss	-	-	-	-
	B. (i) Items that will not be reclassified to Profit or Loss	10.34	(29.02)	151.81	(6.27)
	(ii) Income tax relating to items that will not be reclassified to profit or loss	1.43	3.02	(39.09)	(2.84)
	Total Other Comprehensive Income, net of income tax	11.77	(26.00)	112.72	(9.11)
9	Total Comprehensive Income for the period (8 +/- 7)	34.94	(3.82)	128.51	98.30
10	Paid-up equity share capital (face value of Rs 10/- per share)	99.60	99.60	99.60	99.60
11	Earning per share (EPS) (of Rs 10/- each) (not annualised)				
	Basic/ Diluted EPS	2.33	2.23	1.59	10.78



SEGMENT WISE REVENUE, RESULTS AND CAPITAL EMPLOYED					
UNAUDITED FINANCIAL RESULTS FOR THE QUARTER ENDED 30TH JUNE 2018					
Sr. No.	Particulars	Quarter Ended			Year Ended
		(Unaudited)	(audited)(refer note no. 3)	(Unaudited)	(Audited)
		30 June 2018	31 March 2018	30 June 2017	31 March 2018
1	Segment Revenue (Revenue from Operations)				
	(a) Indenting commission	79.77	86.62	48.84	309.94
	(b) Chemical	195.68	180.27	251.93	782.02
	Net sales/Income from Operations	275.45	266.89	300.77	1,091.96
2	Segment Profit Before Tax & Finance Cost				
	(a) Indenting commission	41.93	45.44	25.62	165.49
	(b) Chemical	35.18	29.27	41.86	131.10
	Total	77.11	74.71	67.48	296.59
	Less : Finance Cost	2.96	0.18	0.18	0.77
	Less: Other Unallocable Expenditure net off Un-allocable Income	44.92	51.32	43.54	166.53
	Total Profit (+)/Loss (-) before Tax	29.23	23.21	23.76	129.29
3	Capital Employed				
	(a) Indenting commission				
	Segment Assets	139.96	152.73	90.73	152.73
	Segment Liabilities	128.16	122.37	131.43	122.37
	Net Capital Employed (a)	11.80	30.36	(40.70)	30.36
	(b) Chemical				
	Segment Assets	302.48	312.20	360.64	312.20
	Segment Liabilities	252.41	185.23	114.64	185.23
	Net Capital Employed (b)	50.07	126.97	246.00	126.97
	(c) Unallocated				
	Segment Assets	1,037.59	897.96	888.76	897.96
	Segment Liabilities	107.41	98.18	131.81	98.18
	Net Capital Employed (c)	930.18	799.78	756.95	799.78
	Total Capital Employed (a+b+c)	992.05	957.11	962.25	957.11



Notes:	
1)	The above unaudited financial results were reviewed by the Audit Committee and approved by the Board of Directors at their meeting held on 9th August, 2018. The Statutory Auditors of the Company have carried out a Limited Review of the aforesaid results.
2)	Segment Revenue, Result and Capital Employed figures include the respective amounts identifiable to each of the segments. Other allocable expenditure mainly includes expenses incurred on common services.
3)	The figure of quarter ended 31st March, 2018 are the balancing figures between audited figures of the full financial year ended 31st March, 2018 and the published unaudited year to date figures upto third quarter 31st December, 2017.
4)	Corresponding figures of the previous quarter/year have been regrouped, recasted and reclassified to make them comparable wherever necessary.

On behalf of the Board of Directors

Aditya Bhawania

Aditya Bhawania
Director
DIN No. 00018911

Place: Mumbai
Date: 9th August, 2018



Limited Review Report

To,
The Board of Directors of PRIYA INTERNATIONAL LIMITED

1. We have reviewed the accompanying statement of unaudited financial results of **PRIYA INTERNATIONAL LIMITED ("Company")** for the quarter ended June 30, 2018 attached herewith, being submitted by the Company pursuant to requirement of Regulation 33 of the securities and Exchange Board of India (SEBI) (Listing Obligation and Disclosure Requirements) Regulations, 2015, as modified by the Circular no. CIR/CFD/FAC/62/2016 dated 5th July, 2016 (the Regulations). Attention is drawn to fact that the figures for the three months ended 31 March 2018 as reported in these financial results are the balancing figures between audited figures in respect of the full previous financial year and the published year to date figures up to the third quarter of the previous financial year.
2. The unaudited financial results are the responsibility of the Company's management and have been approved by Board of Directors in their meeting held on 09th August, 2018. Our responsibility is to issue a report on these financial results based on our review.
3. We conducted our review in accordance with the Standard on Review Engagement (SRE) 2410, Review of Interim Financial Information performed by Independent Auditor of the Entity issued by the Institute of Chartered Accountants of India. This standard requires that we plan and perform the review to obtain moderate assurance as to whether the financial statements are free of material misstatement. A review is limited primarily to inquiries of company personnel and an analytical procedure applied to financial data and thus provides less assurance than an audit. We have not performed an audit and accordingly, we do not express an audit opinion.
4. Based on our review conducted as above, nothing has come to our attention that causes us to believe that the accompanying statement of unaudited financial results has not been prepared in accordance with applicable Indian Accounting Standards specified under section 133 of the Companies Act, 2013 read with relevant rules there under and other recognized accounting practices and policies and has not disclosed the information required to be disclosed in terms of Regulation 33 of the SEBI (Listing Obligations and Disclosure Requirements) Regulations, 2015 including the manner in which it is to be disclosed, or that it contains any material misstatement.

For Kanu Doshi Associates LLP
Chartered Accountants
Firm Registration No: 104746WAA/100096



Jayesh Parmar
Partner
Membership No.: 045375
Place: Mumbai
Date: August 09, 2018

